



## Strategy Description

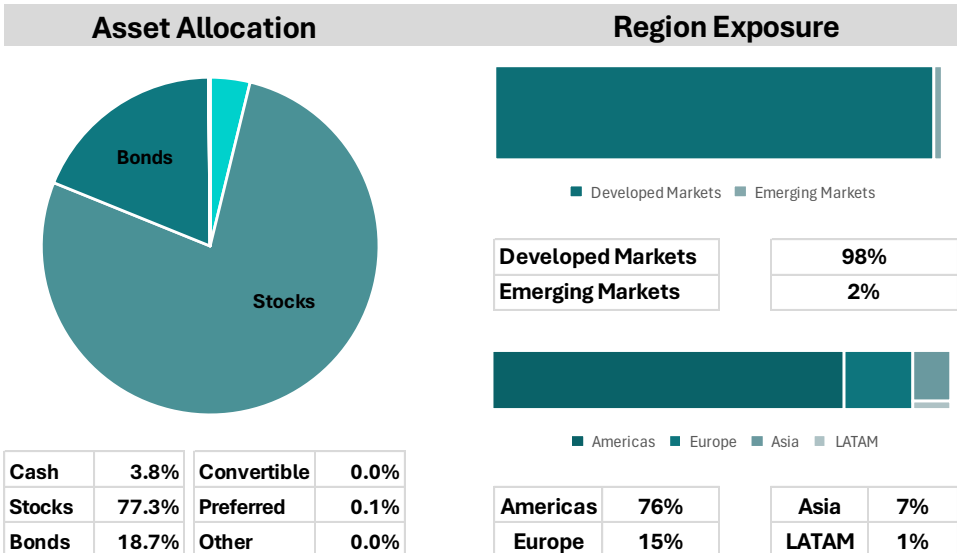
The Biblical Faith Values Purpose Funds Investment Strategy (the “Strategy”) primary objective is to provide a highly diversified portfolio generating returns through capital appreciation. The Strategy will seek to invest in high quality mutual funds and ETFs in likely a large array of asset classes per each available five portfolio objectives. All securities must pass the firm’s proprietary Biblically Responsible Investing (BRI) screen. To achieve the Strategy’s objective, Creative will invest in mutual funds and ETFs that meet the firms objectives. Overall asset class allocations of the mutual funds and ETFs will vary depending on risk tolerance objectives. The management process consists of the firm’s initial Biblical and values screening to identify BRI investments. Funds are selected based on historical performance data, risk characteristics, and management quality that we believe indicate potential to contribute positively to the portfolio while aligning with BRI values.

**Portfolio objective options include :** Conservative, Moderately Conservative, Moderate, Moderately Aggressive, Aggressive

Strategy Facts	
Strategy Inception	2012
Minimum Initial Investment	\$25,000
Strategy Benchmark	Mod Aggressive Benchmark
Number of Holdings	16
Dividend Yield %	1.5%
Net Expense Ratio %	0.86%
Stock Allocation	77%
Bond Allocation	19%
Weighted Avg. Market Cap (\$M)	\$71,850
Effective Duration	5.25
Yield to Maturity	4.83%
Effective Maturity	12.51
Turnover Ratio %	55%
Price / Earnings Ratio	34.0x
Price / Book Ratio	8.0x

Risk Metrics: 3 Year	
Beta	0.94
Downside (Quarterly)	0.88
Upside (Quarterly)	0.84
Upside/Downside Ratio	0.86
Historical Sharpe Ratio	0.54
Annualized Standard Deviation	10.53%
Batting Average	0.47
Historical Sortino Ratio	0.92
Information Ratio	(0.50)

Top 10 Holdings		
Symbol	Name	% Weight
TPLIX	Timothy Plan Large/Mid-Cap Growth Fund I	12.7%
TPIIX	Timothy Plan International Fund I	11.9%
TIAGX	Timothy Plan Small/Mid Cap Growth Fund I	10.5%
ELCV	Eventide High Dividend ETF	9.8%
PTL	Inspire 500 ETF	7.2%
ETIRX	Eventide Core Bond Fund I	6.6%
ETLIX	Eventide Large Cap Focus Fund Class I	6.3%
TMVIX	Timothy Plan Large/Mid Cap Value Fund I	5.9%
WWJD	Inspire International ETF	5.9%
TPVIX	Timothy Plan Small Cap Value Fund I	5.0%

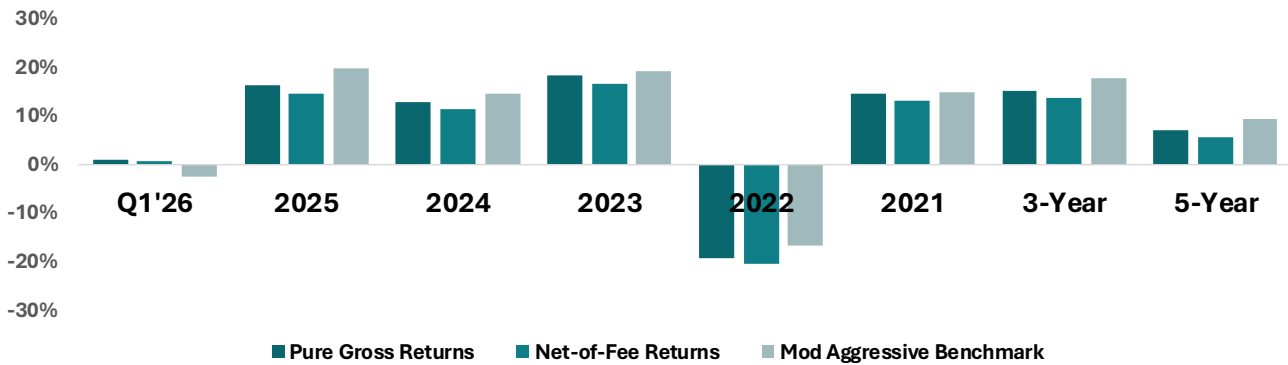


\*Annualized Std Deviation - monthly returns

The performance data quoted presents past performance of the current Composite model portfolio; past performance does not guarantee future results.

**Total Returns (%)**

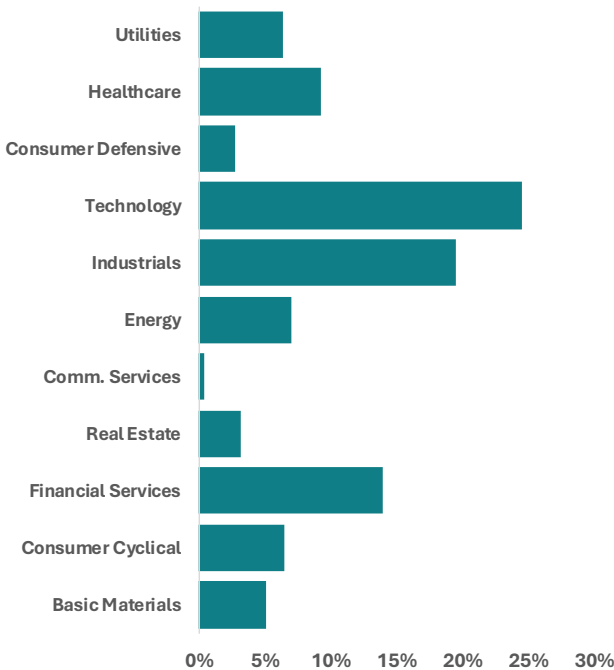
	Q1'26	2025	2024	2023	2022	2021	3 Year Annualized	5 Year Annualized	10 Year Annualized	Since Inception
Pure Gross Returns	0.95%	16.17%	12.77%	18.23%	-19.38%	14.63%	15.18%	6.97%	-	-
Net-of-Fee Returns	0.61%	14.60%	11.22%	16.57%	-20.53%	12.97%	13.55%	5.44%	7.07%	7.51%
Mod Aggressive Benchmark	-2.47%	19.68%	14.50%	19.23%	-16.84%	14.71%	17.78%	9.28%	-	-



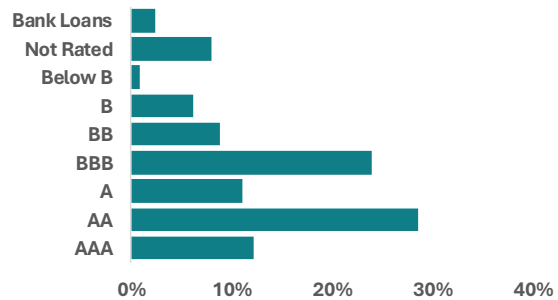
\*All returns are calculated in US Dollars

\*\*Blended Moderately Aggressive Benchmark 20% Bloomberg US Aggregate Bond Index (BBUSATR), 80% MSCI ACWI Total Return (MSACWITR)

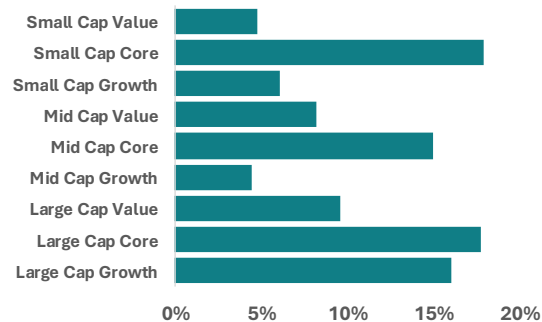
**Stock Sector Exposure**



**Bond Credit Quality Exposure**



**Equity Style Exposure**



Annual Total Returns are actual historical results; Other data presents past performance of Composite model; past performance does not guarantee future results.

## Disclosures

**Investment Risk** – All investments entail risk, and these risks could result in the loss of some or all of your investment. There is no guarantee of returns. Past performance is not an indication of future results. **Model Portfolios** – Portfolios are allocated pursuant to models determined by Creative Financial Designs, Inc., (Creative) which is solely responsible for the content of each model, and the selection of specific investments. Creative has discretion to change the models at any time, and might make changes to the models for any reason, including current or anticipated market conditions. Any references to percentages of assets in a model portfolio are subject to the discretion of the management team, and are subject to change at any time, without notice. **Variations Among Accounts** – Each investment model is merely a guideline, and there may be variance between investment holdings, and therefore returns, in any particular account versus the model allocation. In some instances, these differences may be material. Additionally, there may be some differing holdings among customers investing in the same investment model portfolio. Some of these differing holdings are the result of limited investment options, such as would be the case in self-directed retirement accounts, and/or managed variable annuity accounts. Additional variances could arise due to such things as, without limitation: •Programmed reallocations by an issuer, pursuant to particular product terms and conditions •Special reallocation requests by the client •Timing issues, e.g. investors purchase a fund that subsequently is no longer available for new purchasers, so later investors invest in a comparable (though not identical) investment •size of an investment account •Additional strategic options selected by a client, e.g. a client uses the invest over time option or the optional cash allocation •Additional contributions to an account, or withdrawals from an account •Additional charges or restrictions that may make a reallocation disadvantageous to a particular client •Tax implications applicable to an individual investment or account •Opening of new investments •Minimum investment amounts applicable to investments •Management fee and other fees charged to the client •Choice of product, custodian, platform, broker/dealer, or other third-party service providers, etc. **Client Choices Influencing Returns in the Account** – Please note that your choices as a client may influence the returns in your account, and may not mirror returns of holdings of other investors in the same model portfolio. Some of your choices that may affect the account include: •Making additional contributions to your account •Making distributions from your account •Putting special restrictions on your account, either to hold a particular security, to avoid a particular security, to hold additional cash, etc. •Management fee and other fees charged to the client •Choice of product, custodian, platform, broker/dealer, or other third-party service providers, etc. **Investment Options Subject to Portfolio Selection Criteria** – Selection criteria of individual investments is subject to the limitations set forth in the particular strategy objectives. The firm attempts to diversify investment portfolios subject to the selection criteria for the particular strategy. Descriptions of investment strategies are set forth in the firm’s ADV and other applicable disclosures. **Consideration of Non-Financial Factors** – In connection with the firm’s Biblical Faith Values strategies, we incorporate a social objective, or other non-financial objective into investment decisions and recommendations, particularly in that the strategy is premised on consideration of biblically-based moral screens as one criteria for qualifying an investment for consideration in the portfolio. The firm does engage in financial considerations as well, and blends both financial and non-financial criteria in its selection process. Incorporating a social objective or other non-financial objective into investment decisions, recommendations, advice, and/or the investment decisions will result in investments and recommendations/advice that are not solely focused on maximizing financial returns in the account. **Biblical Faith Values Portfolio – Determination of Qualified Investments** – The determination of which investments are consistent with Biblical Faith Values is determined at the sole discretion of the management team. CFD utilizes multiple screening tools and other resources, and also relies upon the stated objectives of fund companies to determine that it is maintaining investments that are consistent with Biblical Faith Values. It is acknowledged, however, that particular investors may disagree with a particular fund company or the management team’s assessment of how well particular investments comply with the goal of investing assets consistent with Biblical Faith Values. CFD cannot provide a guarantee that in all respects their assessment and that of related fund companies will be consistent with the views of any particular client. The Biblical Faith Values strategies and any of the “Focused” strategies significantly limit the pool of potential investments available to the applicable portfolios. This limitation does reduce potential diversification. Performance of portfolios with these limitations will vary from similar portfolios without those allocation restrictions. The **Blended Benchmark** is a weighted custom composite consisting **20% Bloomberg U.S. Aggregate Bond Index / 80% MSCI ACWI Index (USD)**. The **MSCI ACWI Index (USD)** captures large and mid cap companies across 23 developed markets and 24 emerging markets countries with coverage of ~85% of the global investable equity opportunity set. The **Bloomberg U.S. Aggregate Bond Index** is a market-value-weighted index of fixed-rate, publicly-placed, USD denominated, and non-convertible investment grade debt issues with at least \$250 million par amount outstanding and at least one year to final maturity. It is not possible to invest directly in an index. **Composite returns** reflect the reinvestment of income and capital gains and are calculated and stated in USD, and periods over one year are annualized. Gross of fees performance does not include trading costs, management fees, or other expenses that would be incurred by a participant portfolio, but does reflect the expenses of any underlying fund and ETF investments. Net of fees performance reflects deduction of the maximum annual management fee of 2%. Management fees can range from 0.20% to 2.00% and are based on client and adviser agreement.

Creative Financial Designs claims compliance with the Global Investment Performance Standards (GIPS®). GIPS® is a registered trademark of CFA Institute. CFA Institute does not endorse or promote this organization, nor does it warrant the accuracy or quality of the content contained herein. To receive additional information regarding Creative Financial Designs, including GIPS®-compliant performance information for Creative Financial Designs’ strategies and/or a GIPS® Composite Report for the strategy presented in this report, contact 800-745-7776 or <https://www.creativefinancialdesigns.com/general-inquiries>.

Advisory Services are offered through Creative Financial Designs, Inc., a Registered Investment Adviser. 2704 South Goyer Road, Kokomo, IN 46902. 800-745-7776.